

The Elzey's 135 Gift Basket Ideas



Here are some ideas that we put together. Use them and share them with your family and friends. If you have other ideas please share them with us. Our email address is recipes@elzey.com

GIFT BASKET TIPS.....

Simply defined, a gift basket is a collection of foods and/or gift items arranged in a basket or other container, then wrapped in cellophane and topped with a bow. I'm sure you've seen some of these extraordinary bundles at stores throughout your state... but the bad thing about them is they usually have the extraordinary price-tag to go along with them!! This idea collection should contain all you'll need to know to begin creating your own gift baskets for just a fraction of the cost of the ones you've seen in stores! You can make a nice gift basket for as little as \$10.00... or you can get as creative and extravagant as your budget will allow! Plus when you make your own gift basket it's a much more personal gift and you'll always know that the recipient will be happy with it, because you only fill it with things they are known to like and enjoy! A gift basket can be created for any occasion imaginable, from birth to bereavement. You can create a gift basket for birthdays, holidays, anniversaries or "just because". You can create a gift basket to express appreciation for someone's thoughtfulness or to cheer someone during an illness. There are so many possibilities. This collection is just a small list of the many different ideas that are possible!! And remember that you don't need to follow these ideas to the letter... you should just use them as a guideline and then customize the basket according to the likes of the person you are giving it to. Use your imagination.

CHOOSING YOUR BASKET: The first thing you'll need to do is find a basket. You may even have one lying around the house that you can use! If not, you can buy baskets in lots of different places... craft stores, import stores (like Pier One), home decorating stores (like Bed Bath & Beyond), or even discount stores (like Wal-Mart), to name just a few. Some baskets are pretty pricey, so if you'd really like to save some money try looking at places like thrift stores, second-hand stores (such as Goodwill or The Salvation Army) or even garage sales. After all, you don't want to blow your whole budget on the basket... it's better to save some money on that and then you'll be able to get more gifts to go into it!! Choose a medium to large-sized basket, either with or without a handle. Make sure it will be big enough to hold all the items you plan on putting in it, but not so large that it will have a lot of empty spaces in it once all the items are put in. You'll also need to make sure that it will be sturdy enough to hold the weight of the items you will be putting into it. Or... who said you have to put your gift items in a regular basket?? That's just one idea! You could also use any of the following items instead of a basket. These ideas could also go with the theme of your gift basket if you wish! Here are just a few ideas:

- * A large sturdy shoe box decorated with hodge-podged fabric inside and out
- * An antique lunch box made of tin, or a plastic lunch box
- * A gallon ice cream bucket decorated with fabric, ribbons or lace
- * A serving tray that you buy, and decorate yourself
- * A terra cotta pot
- * A large pasta bowl or colander
- * A crock-pot
- * A ladies purse
- * A large picnic basket
- * A baby bath tub
- * A large salad bowl or casserole dish
- * A medium sized cooler
- * A cowboy hat
- * A laundry basket
- * A sewing box or basket
- * A tackle box
- * A backpack
- * A large wok
- * A plastic storage container
- * A cookie jar

DECORATING YOUR BASKET: You can dress up your basket with bows, ribbon or silk flowers. You can weave different colored ribbons into the weave of the basket... or you can glue ribbon around the edge of the basket. You can wind ribbon up and around the handle of the basket too, if you'd like, and secure it with a little bit of glue. You can use spray paint to change the color of your basket or even go for a "two-toned" effect (spray the base color evenly all over, let it dry, and then accent it with a light spray of another color). You can dab blotches of different colored acrylic paints on the basket with a sponge... or you can paint designs, pictures or words on the basket with a paintbrush. You can also glue silk flowers, small figures, or fabric to the sides of the basket. Be creative!!

ADDING THE FILLER: Fill the basket with wadded packing paper or newspaper before adding your filler. Packing paper is thick, white- or tan-colored paper that mail order firms use to fill space between your merchandise and the box. Press the paper down firmly to fill three quarters of the basket, leaving one quarter from the top empty for your filler and gift items. Add your filler inside the basket on top of the paper. Here are a few ideas of things that you can use for filler:

- * Colored cellophane "grass"
- * Colored, crumpled tissue paper
- * Shredded newspaper or colored paper
- * Tinsel or garland
- * Straw
- * Raffia (straw-like twine)
- * Spanish moss
- * A piece of plain or printed fabric
- * Towels, placemats or napkins

There are also all kinds of fancy types of filler and shred that you can buy at craft stores. Some of the names of these are: parchment, sizzle (also known as crinkle), and tissue. Choose the type of filler that enhances the colors and theme of your basket the best. If you will be adding a piece of fabric, a placemat, napkins or a towel as one of the gifts, consider draping one of the pointed ends over the rim, down the basket's front in a triangular shape, and folding the rest on the basket's bottom before you insert the paper. This styling creates an attractive display in front of the basket.

ADDING THE GIFTS: Now it's time to add the gifts to your basket. Taller gifts should be placed in the back, with shorter items up front. This allows the receiver to easily see everything in the basket. Starting from the back, decide where your first item will be placed. Use your fingertips to make an opening in the filler large enough for the item to be inserted. Your fingers should expose the packing paper or newspaper below, because the items will sit on top of the paper. Put the item in place, slightly lifting the filler around the item so that it rests about one inch around the bottom of each gift. The filler acts as support to hold each item upright. Repeat this technique until everything is in place.

ENHANCEMENTS: After you've placed your filler in the basket and added all the gift items to it, you may still have some small empty spaces that look like they need "something". Here are a few ideas of small items you can use as enhancements to fill in any empty spaces in your basket:

- * Silk flowers
- * Votive candles
- * Small mylar balloons
- * Small jars of jelly, jam or preserves
- * Small bottles of cologne or perfume
- * Small decorative soaps in various shapes
- * Trinkets like key chains, novelty lighters, small pocket flashlights, etc.
- * Small toys or action figures (for kid's baskets)
- * Small items or figurines that go with the theme of your basket
- * Hershey's kisses, wrapped chocolate-covered cherries, etc.
- * Twisty-wrapped hard candies

*Any of the small craft projects listed below

WRAPPING YOUR BASKET: Once you have decorated and filled your basket, then it is time to wrap the completed design in cellophane. An easy way to do this is to use a "basket bag", which can be found at many craft stores. These bags are made of clear plastic, and some are decorated with gold dots, flowers or fruit. The two rectangular panels which create the bag are fused together on three sides, leaving the top open for easy basket insertion. Bring the basket down into the bag and close it at the top with a bow. The two ribbons attached to the bow should be tied snugly above the basket handle or tallest item. If the bag is wider than the basket, fold each side lengthwise in half-inch folds until the bag is flush with the basket, then tape in place. You can also wrap your basket using a piece of regular clear or colored cellophane or homemade wrapping paper. Cut a huge piece of your wrapping material, put your basket in the middle, and pull the sides up. Tie the top with festive ribbons or raffia. Be sure to add a pretty bow to top it off. You can also tie on any of the following items as extra decorations for the outside of your wrapped gift basket:


- * Small holiday ornaments
- * Small toys
- * Silk or dried flowers
- * Sprigs of holly, mistletoe or greenery
- * Small items or figurines that go with the theme of your basket
- * A homemade gift tag... or use a personalized ornament as a gift tag

Your gift basket is now complete and ready to give to someone very special! :)




HERE ARE A FEW CRAFTS YOU CAN MAKE TO PUT IN YOUR BASKET AS LITTLE "EXTRAS".....


MINI GIFT PAILS: Clean and dry empty soup cans. Punch two holes opposite each other, about 1/2" from the open edge. "Corkscrew" one half of an 18" piece of wire (wrap it around a pencil). Insert the ends of the wire into the punched holes to form a handle. Spray paint the cans. When dry, use white glue to apply Christmas or cartoon cut-outs from wrapping paper scraps or paint the gift recipient's name on the pails. Fill pails with small toys and/or candy.



COFFEE OR COCOA MUGS: Place 3 or 4 individual packets of flavored hot chocolate or specialty coffees in a mug. Add a couple of candy canes or a few hard candies to the mug and tie a ribbon to the handle. Or you can put the coffee or hot chocolate mix in a plastic bag inside the mug and tie the bag shut with pretty ribbon.



TEA CUP & SAUCER: Put the tea cup on the saucer. Fill the cup with mints and candies. Fill the open saucer area with individually packaged imported tea cookies. Wrap it in cellophane and tie with a pretty ribbon or bow.



CHOCOLATE DIPPED COFFEE SPOONS:

- 6 ounces semisweet chocolate pieces
- 4 ounces milk chocolate pieces (or white, mint, etc. chocolate)
- 20 plastic spoons
- Wax paper

Line a cookie sheet large enough to hold plastic spoons. Place semisweet chocolate pieces in a heavy saucpan over low heat, stirring constantly until the chocolate begins to melt. Immediately remove from heat; stir until smooth. Dip spoons into chocolate, tapping the handle of the spoon against the side of the pan to remove excess chocolate. Place spoons on waxed paper; refrigerate for 30 minutes or until chocolate is set. If you want to decorate your spoons or add flavor to them, here's how..... Place milk chocolate (or chocolate of your choice) in a heavy saucpan over low heat, stirring constantly until chocolate begins to melt. Immediately remove from heat; add a few drops of your flavoring (irish mint, strawberry, french vanilla, amaretto, etc.); stir until smooth. Place the melted chocolate in a small, freezer type ziploc bag. Using scissors, make a small cut in the corner of the bag; drizzle on one or both sides of the covered spoons, making a decorative pattern. (Small dots, zig-zag lines, circles, etc.) Refrigerate for 30 minutes or until chocolate is set. Wrap each spoon separately in colored plastic wrap and tie it with a ribbon. Or these are really pretty grouped in bunches of 3 or more (wrap each spoon separately and tie the group together with one ribbon). Store in a cool dry place. Will keep up to 1 month.

WALLPAPER FRIDGE FRAMES: These frames are easy to make and a great (and decorative) way to give and display all those grandkid pictures. Buy a cheap 5x7 matte with a 3 1/2 x 5 opening and use it as a template. Trace it onto posterboard and cut it out (use an exacto blade for the center). Trace the same matte on the back side of the wallpaper and cut out (leaving about 1/2" extra around the outer edge). Draw an "x" from corner to corner in center opening and cut with scissors or blade. Snip off the points, leaving about 1/2" excess. Place posterboard matte onto wallpaper using pencil outline to line it up. Fold and crease wallpaper over inner and outer edges and glue (white glue, glue stick or hot glue all work fine). Cut another piece of posterboard slightly smaller than the first one and glue to the back (glue on 3 sides only, leaving 1 side open to slide in photo. Attach 2 pieces of sticky-backed magnetic strips to the back, slide in the photo and you're done! You can make wallet sizes too, if you'd like. Also fabric and contact paper can be used in place of the wallpaper.

"SWEETHEARTS" FRIDGE FRAMES: Take a small box of "Sweethearts" conversation candy hearts. When empty, place a picture of your "sweetheart" in the box. Tape it to the inside of the box to prevent it from moving around. Glue a small magnet on the back and you can have your "sweethearts" framed on the refrigerator. I made these for grandparents and they loved them!!

LIGHTED POTPOURRI JAR: Take a large mason jar with lid, and stuff a small string of lights into the jar (Any type of lights will do. I like white the best, but multicolored is nice too). Fill the jar with potpourri. Put the lid on and cover it with an inexpensive small doilie with a colored ribbon woven through it and tied. To use, you take the lid off, pull the cord out for the lights, plug it in, and put the doilie back on... these are SO beautiful, AND the warmth from the lights really brings out the potpourri smell!! Use your imagination to mix the colors and/or scents for the occasion... such as red lights and rose-scented potpourri for Valentines Day, red & green lights and pine-scented potpourri for Christmas, orange lights and spice-scented potpourri for Halloween, etc.

HERBAL HEATING / COOLING PAD: You can make these in a variety of different ways. "Quicky" pads can be made by using an old tube sock and sewing up the ends. Other materials you can use are a towel or washcloth, flannel (cut up an old flannel shirt or nightgown if you have one), or muslin. Simply cut the material into retangle pieces, 2-3 times longer than the width. Fold lengthwise and sew up the sides. Spoon in the filling mixture and sew the top end closed. You might want to go one extra step and make an outer pouch that's pretty, and washable. An outer pouch also helps protect the skin from excess heat or

cold. Follow the same basic instructions as above, but make the outer pouch just a little larger than the inner. On one end you might want to include a strip of velcro to close the pouch and hold the inner pad in place. Added embellishments might include a loop of material or ribbon on both ends to use as a handle, a strip of satin ribbon folded over the edges for trim, or a embroidered design. Just remember, whatever decoration you use should be soft, not scratchy or hard. You can fill the pad with dry rice, corn, bird seed, or a combination of all of these. Add spices, herbs and/or essential oils - when heated the pad will smell wonderful!! A combination of allspice, ground cloves, ginger and nutmeg makes a nice Christmas smell. The combination of dried lavender, marjoram, betony, rose petals, cloves and rosemary is said to soothe a headache. Mix all the ingredients together in a large bowl. Add a few drops of essential oil if desired. Cover and leave for a day or two, stirring occasionally to distribute the herbs. Include this poem along with the pad:

This little pillow filled with rice,
Is such a comforting device.
Microwave for 2 to 3 minutes on HIGH
and kiss those aches and pains goodbye.
Apply it to the troubled spot,
The heat will ease the pain a lot.
Or warm those little toes, so cold.
You'll find this nice to have and to hold.
Or freeze it for a little while,
And fix that boo-boo up in style.
Instead of a compress made of ice,
Use this pillow filled with rice.

CAUTION!!!!!!! As time goes by these heating pads could possibly catch fire from smoldering on the inside. This may occur when the water content of the filling is dried out and burned from many re-heatings. One possible solution is to place a cup of water in the microwave when heating the pads, to keep the interior moist. Another solution would be to spritz the pad with a little bit of water before putting it in the microwave. Either one of these solutions should prevent the pad from ever catching fire and will definitely make the pad last alot longer. Please pass this information along to anyone you are giving one of these to as a gift!!

BELLY BUTTON DUSTER (gag gift): Take a sparkly pipe cleaner and cut it in half. Glue a cotton ball on one end and a small bunch of flowers and a bow on the other end. Place it in a small plastic bag. Fold a piece of paper to fit over the top of the bag and staple it on. Write on the paper "Belly Button Duster... For the person who has everything!!"

DROPPED COOKIES: Bake some cookies or bar cookies - you can even mix in some store bought ones if you want to. Purchase a new dust pan from the dollar store and wash and dry it. (I was lucky and found some in hunter green and some in burgandy, which looked very Christmas-y!) Arrange the cookies on the dust pan, wrap in colored cellophane, and tie on a bow. Attach a tag with this poem:

I was baking some cookies
When they dropped on the floor
So I scooped them right up
And rushed them to your door!

CHRISTIAN POWERBAND: Take a piece of leather rope and tie one end, put the beads on the rope in the order they are listed and then tie the other end. Put the band and this saying in a baggie:

"CHRISTIAN POWERBAND"

BLACK - our sin before we are saved.
RED - the blood of Christ shed for us on the cross.
WHITE - we are cleansed when we are saved.
BLUE - baptism.
GREEN - we are growing in Christ.
YELLOW/GOLD - our riches in Heaven.

PRAYER ROCK: Take a rock and wrap it up with material. Tie the material closed with a ribbon. You can either put the following saying and rock in a baggie or you can just tie the saying on the ribbon.

"MY PRAYER ROCK"

I'm your little prayer rock,
and this is what I'll do.
Just put me on your pillow,
until the day is through.
Then turn back the covers,
and climb into your bed,
And "whack!" your little prayer rock,
will hit you on the head!
Then you will remember,
just as the day is through,
To kneel and say your prayers,
as I'm sure you wanted to.
Then when you are finished,
just dump me on the floor.
I'll stay there through the night,
to give you help once more.
When you get up in the morning,
"clunk!" I'll stub your toe.
So you won't forget your morning prayers,
again before you go.
Put me back upon your pillow,
after your bed is made.
This clever little prayer rock,
will continue in your aid.
Because your HEAVENLY FATHER,
cares and loves you so,
He wants you to remember,
to talk to HIM, you know!

FRIENDSHIP BAG: Take a baggie and put the following saying and all of the things listed in it:

A FRIENDSHIP BAG: Keep your Friendship Bag handy and ready to use at all times!

BANDAID: To help a friend who needs mending

BUTTON: To close your mouth before saying an unkind word
TISSUE: To dry the tears of a friend who's sad
CANDY KISS: Everyone needs daily TLC
TOOTHPICK: To be easygoing, and not too picky
ERASER: Because everyone makes mistakes, and that's OKAY!
LIFESAVER: Because we're always willing to help each other
RUBBER BAND: To bind us together in friendship
MINT: Because you're worth a mint!!!

SPECIAL GIFT: Take a 3 1/2 x 2 1/2 block of wood and wrap it with wrapping paper. After you glue the following poem to the front, put a bow on it:

This is a very special gift
That you can never see.
The reason it's so special is
It's just for you from me.
Whenever you are lonely
Or ever feeling blue,
You only have to hold this gift
And know I think of you.
You never can unwrap it.
Please leave the ribbon tied.
Just hold the box close to your heart.
It's filled with love inside.

135 GIFT BASKET IDEAS.....

1. "A Day At The Beach" Gift Basket For Kids
2. "Adults Only" Gift Basket
3. Anniversary Gift Basket
4. Aquarium Owner's Gift Basket
5. Bachelor's Gift Basket
6. Barbecue Gift Basket
7. Bath Gift Basket
8. Bath Gift Basket For Kids
9. Beer Making Gift Basket
10. Book Lover's Gift Basket
11. Bread Gift Basket (For Sympathy)
12. Bread Baker's Gift Basket
13. Breakfast Gift Basket
14. Bridal Shower Gift Basket
15. Camper's Gift Basket
16. Candy Flower Gift Basket
17. Cat Gift Basket
18. Cheese Gift Basket
19. Chili Gift Basket
20. Chinese Food Lover's Gift Basket
21. Chocolate Lover's Gift Basket
22. Christmas Gift Basket
23. "Christmas Decorating" Gift Basket
24. Coffee Lover's Gift Basket
25. Collector's Gift Basket
26. College Student's Gift Basket
27. "Coloring" Gift Basket For Kids
28. Comedy Lover's Gift Basket
29. "Computer Buff" Gift Basket
30. Computer Game Player's Gift Basket
31. "Cooking Fun" Gift Basket
32. "Couch Potato" Gift Basket
33. Cowboy Gift Basket
34. Craft Gift Basket
35. Craft Gift Basket For Kids
36. "Create A Night In" Gift Basket
37. "Create A Night Out" Gift Basket
38. Crochet or Knitting Gift Basket
39. Cyclist's Gift Basket
40. "Dinner & A Movie" Gift Basket
41. Doggie Gift Basket
42. "Do-It-Yourselfer" Gift Basket
43. Easter Gift Basket
44. Electronics Hobbyist Gift Basket
45. Engagement Gift Basket
46. Executive's Gift Basket
47. Expecting Mother's Gift Basket
48. Far-Away Grandparent's Gift Basket
49. Father's Day Gift Basket
50. Fiesta Gift Basket
51. Fisherman's Gift Basket

52. Fondue Gift Basket
53. Fourth of July Gift Basket
54. Frequent Flyer Gift Basket
55. Game Lover's Gift Basket
56. Gardener's Gift Basket
57. "Get Well" Gift Basket
58. Gift Basket For Men
59. Gift Basket For Women
60. Gift Basket For Someone Who Never Has Enough Time
61. Gingerbread Gift Basket
62. Goldfish Gift Basket For Kids
63. Grandfather's Gift Basket
64. Grandmother's Gift Basket
65. Guitar Player's Gift Basket
66. Golfer's Gift Basket
67. Halloween Gift Basket
68. "Health Food Nut" Gift Basket
69. Hiker's Gift Basket
70. Home Office Gift Basket
71. Ice Cream Sundae Gift Basket
72. Jogger's Gift Basket
73. "Keep In Touch" Gift Basket
74. Kitchen Gadget Gift Basket
75. Little Boy's Gift Basket
76. Little Girl's Gift Basket
77. "Make Your Own Cookies" Gift Basket
78. "Make Your Own Wreath" Gift Basket
79. Meat Lover's Gift Basket
80. Mother's Day Gift Basket
81. "Movie Buff" Gift Basket
82. "Music Groupie" Gift Basket
83. Mystery Lover's Gift Basket
84. Needlepoint Gift Basket
85. "New Age" Gift Basket
86. New Baby Gift Basket
87. New Car Gift Basket
88. New Mom's Gift Basket
89. New Year's Eve Gift Basket
90. Painter's Gift Basket
91. "Pamper Yourself" Gift Basket
92. "Pampered Feet" Gift Basket
93. Pasta Lover's Gift Basket
94. Picnic Gift Basket
95. Pizza Lover's Gift Basket
96. Puzzle Lover's Gift Basket
97. "Rainy Day" Gift Basket
98. Relaxation Gift Basket
99. Retirement Gift Basket
100. "Road Trip" Gift Basket
101. Romance Lover's Gift Basket
102. Salad Lover's Gift Basket
103. Salon "Hair Care" Gift Basket
104. Sci-Fi Fan's Gift Basket
105. Secretary's Day Gift Basket
106. Senior Citizen's Gift Basket

107. Sewing Gift Basket
108. "Shop-Aholic" Gift Basket
109. "Shutterbug" Gift Basket
110. Skier's Gift Basket
111. Soap Opera Fan's Gift Basket
112. Soup & Sandwich Gift Basket
113. "Special Friend" Gift Basket
114. Spicy Food Lover's Gift Basket
115. "Sports Enthusiast" Gift Basket
116. St. Patrick's Day Gift Basket
117. "Stock The Bar" Gift Basket
118. Student's Gift Basket (For Kids)
119. "Sun Worshipper" Gift Basket
120. Tailgating Party Gift Basket
121. Tea Lover's Gift Basket
122. Teacher's Gift Basket
123. Teen-Aged Boy's Gift Basket
124. Teen-Aged Girl's Gift Basket
125. Tennis Player's Gift Basket
126. Thanksgiving Gift Basket
127. "Thank You" Gift Basket
128. Valentine's Day Gift Basket
129. Vegetarian Gift Basket
130. "Welcome To The Neighborhood" Gift Basket
131. Wine Lover's Gift Basket
132. Winter Fun Gift Basket
133. Woodworker's Gift Basket
134. "Work-Out Enthusiast" Gift Basket
135. Writer's Gift Basket

1. "A DAY AT THE BEACH" GIFT BASKET FOR KIDS

Use a plastic pail for a "basket".

Fill it with:

- * Plastic shovel
- * Sand molds
- * Sand sifter
- * Beach ball or plastic floatation device (deflated)
- * Snorkle and mask
- * Beach towel
- * Flip-flops
- * Sunglasses or sun visor
- * Sunscreen for kids
- * Bathing suit

Decorate with seashells, sand-dollars, starfish and/or small plastic fish .

2. "ADULTS ONLY" GIFT BASKET

Fill a basket with:

- * Scented candles
 - * Flowers
 - * Massage oil
 - * A book about sensual massage
 - * Hand-held massager
 - * Scented bubble bath
 - * Sexy lingerie
 - * A bottle of wine or champagne
 - * Wine glasses
 - * A soft jazzy CD
 - * A "Do Not Disturb" sign
-

3. ANNIVERSARY GIFT BASKET

Fill a basket with:

- * A bottle of wine or champagne
- * Two fancy long-stemmed wine or champagne glasses
- * A movie that both spouses like
- * Popcorn
- * Sweets and cookies
- * A coupon book you make yourself for babysitting (if necessary)
- * An inspirational book about marriage
- * Bubble bath
- * A blanket or afgan big enough for two
- * A gift certificate to their favorite restaurant

* Registration for both of them in an activity class they can do together

This is extra nice if you can have the glasses engraved with their names and/or the year of their anniversary!

4. AQUARIUM OWNER'S GIFT BASKET

Fill a basket or decorative tin with:

- * Fish food
- * Book about aquarium maintenance
- * Algae magnet (you run the magnet up and down the outside of the tank to remove algae inside the tank)
- * Net
- * Thermometer
- * Water test strips
- * Ornaments and plastic plants
- * Gift certificate for fish

Decorate with seashells and/or small plastic fish.

5. BACHELOR'S GIFT BASKET

Fill a laundry basket with:

- * A laundry guide or directions on how to do basic laundry
- * Laundry detergent, spot remover and fabric softener
- * An iron
- * A small hand-held vacuum
- * A crockpot
- * Crockpot recipes or a crockpot cookbook
- * Cookbook featuring other easy meals like casseroles
- * Room deodorizer
- * Cleaning supplies
- * Take-out pizza coupons
- * Food staples like macaroni dinners, canned tuna, canned soup, etc.
- * And, of course... Beer!!

6. BARBECUE GIFT BASKET

Fill a basket with:

- * Red gingham cloth napkins
- * Pot holders or a barbecue mitt
- * A barbecue apron
- * Barbecue tools (tongs, burger flipper, a large fork, etc.)
- * A few different barbecue sauces (homemade is great!)
- * A few different barbecue spices
- * Packages of meat tenderizer
- * Skewers

- * Salt & pepper shakers
- * Toothpicks
- * Marinade recipes
- * Potato chips
- * Big soft cookies wrapped in colored cellophane
- * A package of rolls
- * A can of baked beans
- * Gift certificate for the local butcher



7. BATH GIFT BASKET

Line a basket with a fluffy hand towel. Fill the basket with:

- * Bath salts
- * Bath oils
- * Bubble bath
- * Small decorative scented soaps
- * Bath fizzies
- * Body lotion
- * Scented talcum powder
- * A large natural sponge
- * A loofah
- * A pumice stone
- * Hair clips or scrunchies
- * A bath pillow
- * A good book
- * A soothing CD
- * Scented candles
- * A few of my completed homemade bath recipes would also be a great addition!! :)

Wrap the basket in clear or colored cellophane and use a bath "poof" for a bow!



8. BATH GIFT BASKET FOR KIDS

Fill a basket with:

- * Bath toys
- * Bubble bath
- * No-tears shampoo and conditioner
- * Bath crayons (they let kids write on the tub or the wall, then they wash off)
- * Bath mitt or decorative face cloth
- * Towel printed with their favorite cartoon character
- * Robe
- * Slippers



9. BEER MAKING GIFT BASKET

Fill a large basket with:

- * A beer making kit
 - * Empty bottles
 - * Personalized or novelty beer labels
 - * Beer caps
 - * Recipes for making beer
 - * Pretzels, popcorn and mixed nuts
-

10. BOOK LOVER'S GIFT BASKET

Fill a basket with:

- * A couple good books
 - * A book-marker or two
 - * A book cover or two
 - * A book bag
 - * A small clip-on book light
 - * A really nice big mug
 - * Some tea bags and/or hot cocoa mix
 - * Some favorite book-reading munchies
 - * A gift certificate to their favorite book store
-

11. BREAD GIFT BASKET (FOR SYMPATHY)

This is a great gift basket for sympathy, or for any occasion.

Fill a basket with:

- * A large loaf or two of homemade bread (white, wheat, rye, pumpernickel, sourdough, etc.)
- * A large loaf of braided bread (make it yourself or buy a loaf at the bakery)
- * Several small loaves of homemade quick bread (banana nut, zucchini, shortbread, etc.)
- * A small jar or two of homemade jam/jelly/preserves
- * A small jar or two of gourmet mustard
- * A small jar of apple butter
- * A small container of honey butter (butter whipped with some honey and a dash of nutmeg)
- * Some tea bags
- * A few small bags of gourmet coffee
- * A nice coffee mug

When using this gift basket for sympathy it's nice to include a small write up of how bread is the staff of life and that wheat is the symbol of everlasting life, and such as we are in life, the grain of wheat must first die before it can grow into a new life. This makes for a very nice and thoughtful gift.


12. BREAD BAKER'S GIFT BASKET

Use a large bread mixing bowl for a "basket" and line it with a decorative kitchen towel.

Fill the bowl with:

- * Large wooden or plastic spoons

- * Large rubber scrapers
- * Large wire whisks
- * Bread pans of various sizes
- * Assorted bread mixes (make sure to add some quick bread mixes too)
- * Packages of yeast
- * A cutting board
- * A large bread knife
- * A bread recipe cookbook
- * You can even add some small jars of jelly, jam, preserves or apple butter to spread on the finished bread



13. BREAKFAST GIFT BASKET

Line a basket with a nice dish towel... or use a cast iron frying pan as a "basket".

Fill it with:

- * A package of smoked bacon, ham or sausage from a local butcher shop
- * A bag or jar of pancake mix
- * A couple containers of maple and/or fruit-flavored pancake syrups
- * Homemade blueberry muffins
- * Jam/jelly/preserves
- * A small jar of honey
- * Some tea and/or coffee
- * Some juice boxes and/or bottles
- * Cute shapes for cooking eggs or pancakes in (you can find these at specialty kitchen stores for under \$5)
- * Nice cloth napkins

For the pancake mix - You can buy something gourmet, or you can just put some Bisquick in a large bag or jar and tie a pretty piece of material or ribbon around it. Be sure to include a nice hand-printed tag with the directions on how to mix it up.



14. BRIDAL SHOWER GIFT BASKET

Fill a basket with:

- * A book about easy cooking
- * Two tall scented candles
- * A diary with a fancy pen - so the bride can write down her wedding day experience
- * A wedding photo album
- * A bridal keepsake box
- * A ring bearer's pillow
- * A book about babies (for a gag)
- * Condoms (for a gag)
- * A silk teddy or lingerie
- * "Men are from Mars, Women are from Venus" book
- * A bottle of wine or champagne
- * Two wine or champagne glasses
- * Registration for both bride and groom in a cooking class



15. CAMPER'S GIFT BASKET

Use a basket... or use a backpack as a "basket".

Fill it with:

- * Tent pegs
- * Tent patch kit
- * Compass
- * Sharpening stone
- * Mosquito repellent
- * Waterproof matches
- * Campers cook set (or mess kit)
- * Canteen or water bottle
- * Utility knife or swiss army knife
- * Campground guides
- * Trail mix
- * Beef jerky
- * Candy & gum

16. CANDY FLOWER GIFT BASKET

This is a gift basket that isn't too difficult to make, and will definitely turn heads wherever it is given!!

You'll need a basket, of course, preferably around the size of a medium to large flower pot (remember, we'll have "flowers" here). Next, a large piece of flower arranging or art styrofoam, large enough to fit in the bottom of the basket, filling it well and reaching up to around 3 inches below the lip of the basket. Also, plenty of stiff, green wire used in flower arranging; green floral tape; 2 ½" green wood sticks, pointed on one end, blunt on the other; thin wire; a good supply of different wrapped hard candies, preferably with colorful wrappers (yellow, orange, red, pink, and other "flower" colors are best); and, finally, a LOT of bright, colorful cellophane sheets (green and red, especially). Many of these supplies can be found at craft stores or flower arranging supply stores.

First, we'll make our candy flowers. Cut the stiff green wire into 1 foot lengths. Make around 15 for a decent size basket. Now, sort your candies by wrapper color. You'll need 5 or 6 candies per wire. Take one of the candies and hold one twisted end of the wrapper against the end of the wire. Now, wrap the green floral tape tightly around the wrapper and wire a few times. Don't tear the tape; once the candy is firmly attached to the wire, continue the tape down the wire and wrap another candy around 1 to 1 ½ inches below the first, depending on how many candies you'll put on the wire. Continue this down the wire. When you've wrapped 5 or 6 of the same candies on the top half of the wire, trail your tape off another inch or two on the wire. You've just made your first candy flower! Set that one aside and start on the next one. Try to have at least 4 different types of candies, so all the flowers won't be the same color.

Next, wrap the styrofoam in green cellophane and put it into the bottom of the basket. Take your colored cellophane sheets and cut around fifty 6" x 10" rectangles. Don't worry about making them perfectly sized. Take one of the rectangles and loosely fold it in half the short way (to make a 6" x 5" rectangle) and then in half the long way (to make a 3" x 5" rectangle). Don't crease the folds, and again, don't worry about being perfect - it'll look better if it's not. Insert this rectangle into one of the open spaces closed point down (the point that would be the center of the rectangle, if it was unfolded). Do this with 20 to 25 of the rectangles, until the open spaces are filled, though not tightly. Fluff the open corners of the rectangles out. Now, insert your flowers into the styrofoam. Space them out evenly, and put around four inches of the wire down into the foam, so it's secure. Here's a tip - slightly curve the wire and insert it at a slight angle, so the flowers sit realistically. Real flower bouquets don't stand straight up.

Finally, take one of the remaining cellophane rectangles, and fold it in the same way as you did with the "fill-in" rectangles. Now, take one of the short green sticks and a six inch length of the thin copper wire. Wrap the wire three or four times around the blunt end of the stick, around 1/8" from the end. Put around 1/2" of the closed corner of the rectangle against the blunt end of the stick, and wrap the remaining wire tightly around it. Insert this in the styrofoam, in between the flowers. Do this with the remaining rectangles, cutting more if necessary to completely hide the styrofoam and fill out the basket. When done, fluff the open corners out. You now have a Candy Flower Basket! The best thing about this is the fact that it looks BETTER after the candy is removed! Put a note in with your basket suggesting that people unwrap only the unattached end of the wrapper to remove a candy. The candies look like buds while they're wrapped; they look like blooming flowers with the candy removed! Try it with one of your flowers and you'll see!

17. CAT GIFT BASKET

Use a cat bed or basket for the "basket".

Fill it with:

- * Food and water dishes
 - * A couple small cans of "gourmet" cat food
 - * Cat treats
 - * Collar
 - * Brush
 - * Catnip ball
 - * Rubber ball, rubber mice or other cat toys
 - * A personalized cat tag
 - * Book on cat care
-

18. CHEESE GIFT BASKET

Fill a basket with:

- * Assorted domestic cheese blocks like Cheddar, Havarti, Swiss and Gouda
 - * A wood or marble cheese board
 - * A fancy cheese knife for each cheese included
 - * Whole walnuts
 - * Fresh fruits like apples, pears and grapes
 - * Crackers or sweet biscuits
 - * A few cloth napkins
-

19. CHILI GIFT BASKET

Fill a stew pot or pottery casserole dish with:

- * Chili recipes or a chili cookbook
- * Chili seasonings: chili powder, cayenne pepper, cumin, cilantro, etc.
- * Dried or canned beans: kidney, black, white, navy, pinto, etc.
- * Cans of tomato sauce, stewed tomatoes, etc.
- * Dried red chili peppers

- * Homemade cornbread or cornbread mix
 - * A package of crackers
 - * A nice set of chili bowls
 - * A ladle
 - * A couple bright checked napkins
 - * A package of Tums or Roloids! :)
-

20. CHINESE FOOD LOVER'S GIFT BASKET

Fill a large wok with:

- * Chinese tea set
 - * Package of green tea
 - * Chinese food cookbook
 - * Cleaver
 - * Chop sticks
 - * Package of dried black mushrooms
 - * Small cans of water chestnuts, bean sprouts, bamboo shoots, etc.
 - * Bottle of soy sauce
 - * Other sauces like sweet & sour sauce, plum sauce, szechuan sauce, teriaky sauce, etc.
 - * Package of rice
 - * Fortune cookies
-

21. CHOCOLATE LOVER'S GIFT BASKET

Fill a basket with:

- * Chocolate cookies (home-baked is best)
 - * Homemade fudge
 - * Triple fudge brownies
 - * A package of Hersheys bars
 - * Chocolate truffles or bon-bons
 - * Chocolate cake mix
 - * A few boxes of chocolate pudding
 - * Chocolate covered pretzels
 - * Chocolate syrup or sauces
 - * Chocolate covered coffee beans
 - * Chocolate dipped coffee spoons
 - * Hot chocolate mix
 - * Yoo-hoo in the can or bottle
 - * Chocolate scented potpourri or candles
 - * Chocolate recipes or cookbook
-

22. CHRISTMAS GIFT BASKET

Fill a basket, decorative Christmas box or tin with:

- * Assorted home-baked Christmas cookies
- * Assorted chocolates

- * Hot apple cider mix
- * Large mugs
- * Assorted fresh fruit
- * A bag of mixed nuts in the shell
- * A nut bowl and nutcracker set
- * A homemade pie
- * Christmas candles and candleholders
- * Christmas napkins and napkin rings
- * Christmas ornaments (better if you made them yourself)
- * Pre-recorded Christmas music
- * Christmas movies and/or cartoons on videotape
- * A gift certificate to their local supermarket for a holiday turkey, ham or roast beef

Tuck in some candy canes or foil wrapped chocolate santas for a finishing touch and decorate with mistletoe!

23. "CHRISTMAS DECORATING" GIFT BASKET

Fill a basket with:

- * Nativity set
- * Decorative lights
- * Candles
- * Jingle bells
- * Christmas stockings and stocking holders
- * Assorted Christmas ornaments (store bought or hand-made by you)
- * Christmas tree topper
- * Christmas tree skirt
- * Tinsel and/or garland
- * Holly and/or mistletoe
- * Any other Christmas decorations that catch your eye or you know that they need

24. COFFEE LOVER'S GIFT BASKET

Line a basket with brightly colored paper napkins and attach a coffee-filter bow.

Fill the basket with:

- * A coffee grinder with assorted kinds of coffee beans (or a pound of already-ground coffee)
- * Small packets of flavored gourmet coffees
- * Various types of flavored coffee creamer
- * A nice coffee mug or two
- * Butter cookies, shortbread or biscotti
- * A small loaf of quick bread or a few muffins
- * Chocolates
- * A jar of homemade hot chocolate mix
- * Chocolate dipped cinnamon sticks
- * Chocolate dipped coffee spoons

25. COLLECTOR'S GIFT BASKET

Fill a basket with:

- * Items they collect
 - * Reference books
 - * Small display cases
 - * Cleaning supplies (special polishes, oils, brushes, etc.)
 - * Gift certificate to a store that sells what they collect
 - * Tickets to a collectibles show
-

26. COLLEGE STUDENT'S GIFT BASKET

For someone heading off to college for the first time.

Fill a laundry basket with:

- * A roll of quarters or a small change bag with some quarters in it
 - * A small container of laundry soap, spot remover, dryer sheets
 - * Directions on how to do basic laundry
 - * A few basic cleaning supplies
 - * A small hand-held vacuum
 - * A book about how to cook easy meals
 - * An address book with addresses and phone numbers of friends and relatives
 - * Stationery, with self addressed envelopes already stamped
 - * Fancy pen to write home with
 - * Pre-paid phone cards for calling home
 - * Their favorite sweets or munchies
 - * A letter of why you appreciate them and what you admire about them (in your own handwriting)
-

27. "COLORING" GIFT BASKET FOR KIDS

Fill a rubber/plastic storage box with:

- * Crayons (get the big package with tons of colors)
 - * Non-toxic, washable markers
 - * A large variety of colored pencils
 - * A paint box and brushes
 - * Assorted papers (include a variety of colors and textures)
 - * Coloring books
 - * A "paint-by-numbers" set
 - * Assorted stickers
 - * Stencils
-

28. COMEDY LOVER'S GIFT BASKET

Fill a basket with:

- * Joke books

- * Magic tricks
- * A deck of trick cards
- * Whoopi cushion
- * Chattering teeth
- * Comedy movies, cassettes or CDs
- * Tickets to a comedy club

29. "COMPUTER BUFF" GIFT BASKET

Fill a basket with:

- * Floppy discs
- * Novelty or personalized disk labels
- * A picture mouse pad
- * Anti-static wristband
- * Fancy printer paper
- * Ink cartridges
- * Any type of software they might be interested in
- * Flavored coffee and/or coffee creamer
- * A big spill-proof mug
- * A list of your favorite web sites or a book of the best web sites on the net

30. COMPUTER GAME PLAYER'S GIFT BASKET

Fill a basket with:

- * Various computer game CD's
- * Joy stick
- * Mousepad
- * Shareware games on diskette
- * Membership to an online gaming WWW site
- * A computer gaming magazine, along with a note of their paid subscription by you

31. "COOKING FUN" GIFT BASKET

This gift basket is great for someone who likes to cook or is just beginning to learn how. Use a large cooking pot as a "basket".

Fill the pot with:

- * Various cookbooks and/or recipes
- * A pack of recipe cards and a recipe box
- * An apron
- * An assortment of large utensils (spatula, serving spoon, spaghetti scooper, etc.)
- * An assortment of herbs and spices
- * Bottles of flavored vinegar and oils
- * Bottles of extract and food coloring
- * Decorative frosting set
- * An assortment sprinkles and nuts

- * A nice set of measuring spoons
 - * A nice set of measuring cups
 - * Cookie cutters
 - * Pot holders and/or oven mitts
 - * Kitchen towels
 - * A kitchen timer
 - * Registration in a cooking class that would be of interest to them
-

32. "COUCH POTATO" GIFT BASKET

Fill a large basket with:

- * Assorted bags of flavored popcorn
- * Other snacks like chips, nuts, candy
- * Pre-recorded movies
- * Novelty remote control holder
- * Batteries for the remote control
- * Comfortable slippers
- * Lounging robe
- * Blanket
- * TV Guide subscription

For a decoration, you could draw a face on a small potato and attach it to a small plastic doll couch and include it in the basket... too funny!! :)

33. COWBOY GIFT BASKET

Fill a cowboy hat with:

- * Western shirt
 - * Bolo tie
 - * Western belt buckle
 - * A pair of chaps
 - * Boot protector and/or polish
 - * Chewing tobacco (yuck!) or gum
 - * Country music CD's or cassettes
 - * Gift certificate for country dancing, horseback riding, rodeo, etc.
-

34. CRAFT GIFT BASKET

Fill a basket or a rubber/plastic storage container with:

- * Glue gun and glue sticks
- * Crafting scissors
- * A variety of threads, yarns and needles
- * Acrylic paints
- * Assorted brushes
- * A craft knife
- * Other craft supplies such as beads, pom-poms, wood sticks, buttons, stickers, dried or silk flowers, etc.

- * Remnants of assorted fabrics and ribbons
- * Craft patterns or how-to books
- * Some rubber stamps with ink pads
- * Flexible stencils
- * Stencil tape
- * Spray polyurethane
- * A small jar of hodge podge
- * Gift certificate to their favorite fabric or craft store
- * A crafting magazine with a note of their paid subscription by you

You can also customize the gift according to the crafter's expertise or maybe another type of craft that you've heard them mention they would like to try.

35. CRAFT GIFT BASKET FOR KIDS

Fill a rubber/plastic storage container with:

- * Colored paper
- * Crayons
- * Washable markers
- * Stickers
- * Stencils
- * Glitter or sparkles
- * Pipe cleaners
- * Buttons
- * Pom-poms
- * White glue
- * Kid scissors
- * Wooden shapes
- * Wobbly eyes
- * Small pieces of different colored yarn
- * Kid sized craft apron

36. "CREATE A NIGHT IN" GIFT BASKET

Fill a basket with:

- * A bottle of wine
 - * Wine glasses
 - * Pre-recorded movie
 - * Romantic pre-recorded music
 - * Candle
 - * Candle holder
 - * Popcorn
 - * Cheese and crackers
 - * Olives
 - * An appetizer you've made yourself
 - * Certificate for your babysitting services (if needed)
-

37. "CREATE A NIGHT OUT" GIFT BASKET

Fill a basket with:

- * A gift certificate to a fancy restaurant
 - * Movie tickets or tickets to a show or a concert
 - * Cab fair
 - * Lighted key chain
 - * Certificate for your babysitting services (if needed)
-

38. CROCHET OR KNITTING GIFT BASKET

Fill a basket with:

- * Assorted needles and/or crochet hooks
 - * Assorted patterns
 - * Books or magazines about knitting and/or crocheting
 - * Buttons
 - * Ribbons
 - * Personalized "made by" labels
 - * Different types and colors of yarn
-

39. CYCLIST'S GIFT BASKET

Use a cycling helmet as a "basket".

Fill it with:

- * Cycling gloves
 - * Water bottle
 - * Reflectors
 - * Sunglasses
 - * Odometer
 - * Tire patch kit
-

40. "DINNER & A MOVIE" GIFT BASKET

Fill a basket with:

- * A box of pasta (this looks really nice if you buy the colorful pasta, put it in a mason jar, put a small piece of material over the top and tie a ribbon on the lid)
- * A jar of pasta sauce
- * A jar of shaker cheese
- * A small loaf of bread
- * A pasta spoon or wooden spoon with a ribbon tied on the handle
- * A pair of candles for romantic lighting
- * Two cupcakes or a bag of gourmet cookies or candy
- * A videotape of a good movie or a gift certificate from the local movie rental place
- * Popcorn

This is also nice for new parents, as they won't be going out much in the next few months.

41. DOGGIE GIFT BASKET

Fill a large dog bowl with:

- * A couple small cans of "gourmet" dog food
 - * A squeaky toy
 - * Rawhide bone
 - * Dog biscuits and/or treats
 - * Dog brush
 - * Dog collar
 - * Leash
 - * Doggie sweater
 - * A personalized dog tag
 - * Book on dog care
-

42. "DO-IT-YOURSELFER" GIFT BASKET

Fill a tool box with:

- * Screw drivers
 - * Wrench
 - * Hammer
 - * Pliers
 - * Assorted nails, screws, washers
 - * Gift certificate for the local hardware store
 - * Do-it-yourself book
 - * Assorted odds and ends like: light switch covers, light bulbs, duct tape, paint brushes, knobs and handles, etc.
-

43. EASTER GIFT BASKET

Fill a basket with:

- * A stuffed bunny rabbit
- * Real colored Easter eggs
- * Various types of Easter candy - chocolate eggs, chocolate bunnies, marshmallow peeps, etc.
- * Easter movies and/or cartoons on videotape
- * A Bible
- * A nice bookmark

This gift basket can be for either adults or kids. For kids, use a children's Bible and add a few small toys to the basket. Decorate with ribbons and pictures of bunnies, chicks and eggs for children. For adults, decorate with pastel-colored silk flowers and/or ribbons... or Easter lilies!

44. ELECTRONICS HOBBYIST GIFT BASKET

Fill a plastic box with:

- * Resistors
 - * Capacitors
 - * Wire
 - * Pliers
 - * Soldering iron and solder
 - * Light bulbs
 - * LED lights
 - * Printed circuit boards
 - * Project books
 - * Wire cutters
 - * Electrical tape
-

45. ENGAGEMENT GIFT BASKET

For the engaged couple, fill a basket with:

- * Wedding planner
 - * Unity candle
 - * Garter
 - * Cake knife
 - * Honeymoon travel information or tickets
 - * Wedding decorations
 - * Wedding album
-

46. EXECUTIVE'S GIFT BASKET

Fill a briefcase with:

- * Day-planner
 - * Business card holder (one for the wallet, one for the desktop)
 - * Pen and pencil set
 - * Newspaper subscription
 - * Shoe polish
 - * Reference books
 - * Desk calendar
 - * Pencil sharpener
 - * Coffee mug
-

47. EXPECTING MOTHER'S GIFT BASKET

This is a "gag gift" basket and one you would only send to a friend that has a sense of humor!!

Fill a basket with:

- * Pumice stone

- * Toe separator
- * Toenail polish
- * Nail file
- * Foot lotion/cream
- * Toe ring

Add a funny note that says "If he's going to make you barefoot & pregnant, at least make him paint your toenails so your feet will look nice"!! :))

48. FAR-AWAY GRANDPARENT'S GIFT BASKET

For grandparents who are far away.
Fill a basket with:

- * Children's artwork
- * Gifts made by the kids
- * Framed family pictures (let the kids buy plain wooden frames and decorate them with stickers)
- * Videos of the family
- * A long-distance calling card

Fill out the basket with candy, coffee, tea, biscuits, Christmas ornaments, candles, etc.

49. FATHER'S DAY GIFT BASKET

Fill a basket with:

- * A subscription to his favorite magazine
- * His favorite cologne
- * Comfy, warm slippers
- * Coupon book you make (Take the day off ,dad!... or I'll mow the lawn this time, dad!... etc.)
- * A gift certificate to his favorite sports shop
- * His favorite cookies or treat
- * A personal letter (in your own handwriting) telling him why you love him and what you admire about him
- * His favorite action movie
- * Popcorn with his favorite spices
- * A nice picture frame (with a picture of the family in it)

50. FIESTA GIFT BASKET

Use a Southwestern-style clay or terra cotta bowl for a "basket".

Fill it with:

- * Jars of various types of gourmet salsa
- * Jack cheese
- * Fresh jalapeño peppers
- * Blue corn chips
- * A few brightly colored cloth napkins

- * A CD or cassette of "salsa" music
- * A few bottles of Corona beer
- * A lemon & a lime

Toss in a pair of traditional Mexican maracas for color and pizzazz!

51. FISHERMAN'S GIFT BASKET

Use a tackle box as a "basket".

Fill it with:

- * Assorted lures
 - * Leaders
 - * Bobbers
 - * Small packages of fish hooks in different sizes
 - * Fishing line
 - * Pliers
 - * Gloves
 - * Guide to local fishing
-

52. FONDUE GIFT BASKET

Use an enamel fondue pot for a "basket".

Fill it with:

- * Fondue recipes or a fondue cookbook
 - * A bottle of wine
 - * Blue cheese
 - * Swiss cheese
 - * Crusty breads
 - * Nuts, figs, apples and apricots
 - * A set of matching plates or bowls
 - * Color-tipped fondue forks
 - * Candles or burners
-

53. FOURTH OF JULY GIFT BASKET

Use a basket or a large "Uncle Sam" hat for a basket.

Fill it with:

- * Fireworks
- * Sparklers
- * Noisemakers
- * Small American flags
- * Pins or buttons with pictures of American flags or the words "USA"
- * American flag bandanas

- * Patriotic t-shirts and/or hats
- * Any other patriotic items you can find - hair scrunchies, socks, headbands, etc.
- * A flashlight and/or glow sticks
- * A large blanket with a patriotic theme (for sitting on while watching fireworks)
- * Home-baked cookies and/or cupcakes, decorated with red, white & blue icing and/or sprinkles

Decorate with red, white & blue ribbons and bows and add a few sparkly stars for pizzazz!!

54. FREQUENT FLYER GIFT BASKET

Fill a travel bag with:

- * Travel pillow
- * Travel alarm
- * Flight schedules
- * Gum
- * Magazines or novels
- * Crossword puzzle books and a nice pencil
- * Travel toothbrush
- * A small tube of toothpaste
- * Travel-size tissues
- * A bottle of aspirin

55. GAME LOVER'S GIFT BASKET

Fill a basket with:

- * Decks of cards
- * Dice
- * Poker chips
- * Card game rule book
- * A nice chess and/or backgammon set
- * Board games (monopoly, yatzee, scrabble, etc.)
- * Pocket electronic games
- * Plane tickets to Vegas

56. GARDENER'S GIFT BASKET

Use a large terra cotta plant pot for a "basket". If you like, you can personalize the pot by painting it with acrylic paints. When the paint is dry, spray a light coat of polyurethane over the pot to add a shine. Decorate with ribbons and flowers!

Fill the pot with:

- * Packets of vegetable and/or flower seeds
- * Garden tools (hand trowel, hand rake)
- * Gardening gloves
- * Gardening apron
- * Plant markers

- * Watering can
- * A bottle of liquid fertilizer
- * Wind chimes
- * A gardening book
- * For vegetable gardeners, a book about making preserves and pickles
- * A subscription to a gardening magazine
- * A gift certificate to their favorite nursery or for a shipment of ladybugs in the spring
- * An indoor herbal/spice garden with seeds

57. "GET WELL" GIFT BASKET

Fill a basket with:

- * A cuddly teddy bear
- * Candy or sweets
- * A relaxing CD
- * Tea bags
- * A humorous book or a book of poems
- * A deck of cards
- * Puzzles or games
- * Cozy warm slippers
- * A funny movie
- * A large soup mug
- * A can of chicken noodle soup
- * Chapstick, cough drops, kleenex (if they have a cold)
- * "Chicken Soup For The Soul" book

58. GIFT BASKET FOR MEN

Fill a basket or an overnight bag with:

- * Socks
- * Underwear
- * Belt
- * Tie
- * Tie clip
- * Handkerchiefs
- * Wallet
- * Watch
- * Electric razor
- * Manicure set
- * Comb, brush, mirror set
- * Cologne
- * Aftershave

59. GIFT BASKET FOR WOMEN

Fill a basket or an overnight bag with:

- * Hosiery
- * Slip
- * Belt
- * Silk scarf
- * Scarf clip
- * Necklace & earrings
- * Evening purse
- * Watch
- * Electric razor
- * Manicure set
- * Comb, brush, mirror set
- * Perfume
- * Talcum powder

60. GIFT BASKET FOR SOMEONE WHO NEVER HAS ENOUGH TIME

Fill a basket with:

- * Coupons for your babysitting time
- * Coupons for your time in doing other chores (cooking, cleaning, shopping, etc.)
- * Cookbooks featuring meals in 30 minutes or less
- * A day-planner, to help them organize their time more efficiently
- * A watch
- * Coupons for other time-saving services (dry cleaning, take-out food, car washes, etc.)

61. GINGERBREAD GIFT BASKET

Use a basket... or use a mixing bowl as a "basket".

Fill it with:

- * Homemade gingerbread mix in a pretty fabric-covered jar tied with a ribbon
- * A hand-printed recipe card with directions on how to mix and bake the cookies
- * Rolling pin
- * Boy & girl gingerbread cookie cutters
- * Containers of decorations (yogurt-coated raisins, sugar coated candies, etc)
- * Decorator icing set with various tips
- * You could even throw in a few already-made gingerbread cookies if you have the time

62. GOLDFISH GIFT BASKET FOR KIDS

Fill a goldfish bowl with:

- * Fish food
- * Aquarium gravel
- * Small goldfish bowl decoration or plastic plant
- * Net

- * Gift certificate for fish from pet store
- * Book about care of goldfish

63. GRANDFATHER'S GIFT BASKET

Fill a basket with:

- * A nice inspirational book about being a grandfather
- * A nice picture frame with the family or the grandchildren already in it
- * His favorite sweets
- * His favorite movie
- * His favorite cologne
- * Herbal heating pad
- * Cozy, warm slippers
- * A gift certificate to his favorite sports or outdoor store
- * A gift certificate to his favorite restaurant
- * A subscription to his favorite sports or outdoor magazine
- * A letter (in your own handwriting) telling him why you love him and what you admire about him

64. GRANDMOTHER'S GIFT BASKET

Fill a basket with:

- * A nice inspirational book about being a grandmother
- * A nice picture frame with the family or the grandchildren already in it
- * Her favorite sweets
- * Bath salts and/or aroma therapy bath powder
- * Her favorite perfume
- * Herbal heating pad
- * Cozy, warm slippers
- * A gift certificate to her favorite clothing store or craft store
- * A gift certificate to her favorite restaurant
- * A subscription to her favorite craft or cooking magazine
- * A letter (in your own handwriting) telling her why you love her and what you admire about her

65. GUITAR PLAYER'S GIFT BASKET

Fill a basket with:

- * Assorted guitar picks
 - * Guitar strings
 - * Tuning fork or electronic tuner
 - * Sheet music
 - * Guitar strap
 - * Metronome
 - * Lesson books or videotapes
 - * CDs or cassettes of great guitar players
-

66. GOLFER'S GIFT BASKET

Fill a basket or a small golf bag with:

- * Golf tees
- * Golf balls
- * Practice balls
- * A baseball cap
- * Sunscreen
- * Score cards or counters
- * A small towel
- * First aid kit
- * A can cooler to keep a canned drink cold
- * Golf-themed picture frame
- * Golf magnets
- * Golf trinket box / desk clock / pencil holder
- * Tee-off snacks
- * Chocolate golf balls

Of course, don't forget to personalize the towel or baseball cap - you can stitch on them, use fabric paints, etc.

67. HALLOWEEN GIFT BASKET

Use a basket... or use a plastic "witch's cauldron" for a basket.

Fill it with:

- * A mason jar full of candy corn with a halloween-print square of fabric over the lid & tied with ribbons
- * Home-baked pumpkin cookies and/or cupcakes, decorated with icing and halloween decorations
- * A couple of the "Halloween" movies on videotape or other scary movies
- * Halloween novelties - fake blood, make up kits, dracula teeth, small glow in the dark skeletons, plastic spiders, etc.
- * Halloween t-shirts and/or hats
- * Halloween candles
- * A pumpkin carving tool and patterns
- * A nice recipe card hand-printed with your favorite homemade pumpkin pie recipe
- * A flashlight and/or glow sticks
- * Various small packages of Halloween candy

Decorate with orange, black and/or purple ribbons and bows and attach some spooky cut-outs or figurines of ghosts, pumpkins, spiders or bats.

You could also include this recipe for pumpkin seeds along with the one for homemade pumpkin pie:
After carving a pumpkin, rinse the seeds and remove any remaining pulp. Pat the seeds dry. Mix the seeds with several tablespoons of melted butter and a dash of Worcestershire Sauce. Spread out the seeds on a cookie sheet and sprinkle them with salt. Bake in oven at 350 degrees, stirring occasionally, until the seeds are brown and crispy. Allow the seeds to cool on paper towels before serving.

68. "HEALTH FOOD NUT" GIFT BASKET

Fill a basket or a mixing bowl:

- * Brown rice (in a bag tied with a ribbon or in a glass jar)
- * Other grains like quinoa, spelt, bulgur, etc.
- * All-natural candy bars
- * Tofu in aseptic packages (so it doesn't need refrigeration)
- * Assorted dried beans (black, black-eyed peas, chick peas, lima beans, fava beans, etc.)
- * Assorted spices
- * All natural skin and body care products

You can find natural skin & body care products at your local health food store... or make a few of the recipes found in my Bath & Body Recipe Collection!! :)

69. HIKER'S GIFT BASKET

Use a pair of hiking boots as a "basket".

Fill them with:

- * Pair of thick socks
 - * Compass
 - * Binoculars
 - * Rain poncho
 - * Pedometer
 - * Trail mix
 - * Beef Jerky
 - * Maps
 - * Nature book
 - * Mosquito repellent
 - * Bear bells or repellent
 - * First aid kit for hikers
-

70. HOME OFFICE GIFT BASKET

For the student or the home-office owner.
Use a rubber garbage can as a "basket".

Fill the can with:

- * Stapler
- * Staple remover
- * Calculator
- * Paper clips
- * Pen and pencil set
- * Notepads
- * Holepunch
- * Letter opener

- * Pencil sharpener
- * Desk lamp
- * Desk calendar

71. ICE CREAM SUNDAE GIFT BASKET

Fill a basket with:

- * Sundae glasses or bowls
- * Spoons
- * Ice cream scoop
- * Gourmet sauces
- * Sprinkles
- * Maraschino cherries
- * Assorted nuts
- * Nice cloth napkins
- * Coupons for gourmet ice cream

This is a great gift basket to bring along to a shower, birthday party or housewarming. It would also be great to give along with an ice cream maker and an ice cream cookbook!

72. JOGGER'S GIFT BASKET

Fill a tote bag with:

- * Pedometer
- * Sweat band
- * Walkman
- * CD's and batteries for the walkman
- * Shoe laces
- * Sport socks
- * Personal alarm
- * T-shirt
- * Water bottle in a shoulder or waist holder

73. "KEEP IN TOUCH" GIFT BASKET

Fill a basket with:

- * Note cards
- * Envelopes (choose a variety of sizes)
- * Note paper
- * Stationary set
- * Letter opener
- * A pen or a pen and pencil set
- * A personalized seal and some sealing wax
- * Personalized return address labels
- * Postage stamps

74. KITCHEN GADGET GIFT BASKET

Great for someone who is moving away from home, getting married or moving into a new home.

Fill a large colander with:

- * Can opener
- * Bottle opener
- * Jar opener
- * Paring knife (carefully wrapped)
- * Garlic press
- * Egg separator
- * Egg slicer
- * Cheese slicer
- * Cheese grater
- * Pizza wheel
- * Mixing spoons
- * Measuring spoons
- * Measuring cups
- * Egg timer
- * Oven thermometer

75. LITTLE BOY'S GIFT BASKET

Fill a basket, plastic toolbox, or back of a large plastic dumptruck with:

- * His favorite cookies or candy
- * Small package of inexpensive trucks or cars (take out of the package)
- * A bed - time story book
- * A coloring book with washable markers
- * Novelty pencils and erasers
- * A small package of Legos
- * A cowboy hat or any other kind of hat
- * Plastic dinosaurs, army men or action figures
- * Silly putty
- * Assorted magnets
- * Magnifying glass
- * Yo-yo
- * Paper airplane kit
- * Kite
- * Kaleidoscope
- * Puzzles
- * Bubble bath
- * His favorite cartoon video

76. LITTLE GIRL'S GIFT BASKET

Fill a basket, purse, or doll cradle with:

- * Her favorite cookies or candy
- * Small inexpensive doll, or make one that is simple
- * A bed-time story book
- * A coloring book with washable markers
- * Novelty pencils and erasers
- * Cheap make-up (so she can dress up)
- * Junk jewelry
- * Hair ribbons, scrunchies, ponytail holders, etc.
- * A small brush, comb, mirror set
- * A grown-up plain straw hat that you decorate with fake roses, ribbon and lace
- * Fancy grown-up dress shoes
- * Ladies gloves
- * Plastic tea set
- * A paper doll set
- * Stickers
- * Puzzles
- * Bubble bath
- * Her favorite cartoon video



77. "MAKE YOUR OWN COOKIES" GIFT BASKET

Use a large basket... or use a cookie tin or cookie jar for a "basket".

Fill it with:

- * Your favorite cookie recipes or a cookie cookbook
- * Dry ingredients for one or two of the recipes (flour, sugar, baking soda, etc.)
- * Chocolate chips
- * Assorted nuts
- * Assorted sprinkles
- * Rolling pin
- * Mixing spoon, spatula, rubber scraper
- * Cookie cutters
- * Cookie press
- * Decorator icing set with assorted tips
- * Oven mitt and/or potholders
- * Metal cooling rack

If you'd like, you can also put everything onto a cookie sheet and wrap it all up with cellophane.



78. "MAKE YOUR OWN WREATH" GIFT BASKET

Fill a basket or a rubber/plastic box with:

- * Grape vine wreath
- * Dried flowers
- * Pine cones
- * Any other small decorations
- * Hot glue gun and glue sticks
- * Wreath hanger
- * Ribbon

79. MEAT LOVER'S GIFT BASKET

Use a large basket... or use a roasting pan lined with a decorative towel for a "basket".

Fill it with:

- * Various flavors and types of beef jerky
- * Various types of smoked sausage, pepperoni, or summer sausage (the kind that needs no refrigeration until opened)
- * A bunch of "Slim Jims" tied together with a ribbon
- * A gift certificate to the butcher or grocery store for meat
- * Meat and poultry seasoning
- * A main course cookbook and/or a few of your favorite recipes for meat dishes
- * A meat thermometer
- * Apron
- * Pot holders or mitts
- * A gift certificate to their favorite steak house
- * You could also put in a small bottle of wine

80. MOTHER'S DAY GIFT BASKET

Fill a basket with:

- * A subscription to her favorite magazine
- * Bath salts and/or aroma therapy bath powder
- * Her favorite scented candles
- * Her favorite chocolates
- * Coupon book you make (Take the day off, mom!... or I'll cook tonight, mom!... etc.)
- * A soft back romance novel or romance movie
- * Comfy, warm slippers
- * A coupon to visit a spa for the day
- * A gift certificate to her favorite clothing store
- * A personal letter (in your own handwriting) telling her why you love her and what you admire about her
- * Her favorite flowers

81. "MOVIE BUFF" GIFT BASKET

Fill a basket with:

- * Pre-recorded movies
- * Movie soundtracks on CD or cassette
- * Books or magazines about movies
- * Batteries for the remote control
- * Head cleaner for the VCR
- * Movie tickets or gift certificate to the local theater
- * Gift certificate to the local movie rental store
- * Popcorn

82. "MUSIC GROUPIE" GIFT BASKET

Fill a basket with:

- * CD's or cassettes of their favorite group
 - * Books or magazines about their favorite group
 - * Posters of their favorite group
 - * T-shirts or hats of their favorite group
 - * Biographies
 - * Sheet music
 - * Tickets to a concert
 - * Fan club membership (look for their favorite musician on the Web, many bands now have online fan clubs which also sell tickets, posters, t-shirts and more)
-

83. MYSTERY LOVER'S GIFT BASKET

Fill a deer stalker hat with:

- * Mystery novels
 - * Mystery movies
 - * Mystery game for computer
 - * Magnifying glass
 - * Meerschaum pipe
 - * Puzzles or brain teaser books
 - * How-to-host a mystery game
-

84. NEEDLEPOINT GIFT BASKET

Fill a basket with:

- * Canvas
 - * Assorted thread
 - * Patterns
 - * Needles
 - * Thimble
 - * Frames for finished work
 - * Books or magazines about needlepoint
-

85. "NEW AGE" GIFT BASKET

Fill a basket with:

- * Tarot cards
- * Crystals
- * Scented candles
- * Incense
- * New age music on CD or cassette

- * Certificates for palm reading, psychic reading, etc.
- * Astrology or "New Age" books

86. NEW BABY GIFT BASKET

For a baby shower or a couple with a new baby.

Fill a baby's bath tub with:

- * Hooded towel
- * Washcloths
- * Rubber ducky
- * Baby shampoo
- * Baby powder
- * Baby lotion
- * Diaper rash ointment
- * Baby wipes
- * Terri sleeper
- * Bib
- * Booties or socks
- * Receiving blanket
- * Baby brush set
- * Teething ring and/or pacifier
- * Rattle
- * Bottles & bottle liners
- * A small stuffed animal
- * A night light
- * A soothing baby CD
- * A baby spoon
- * "Baby's First Christmas" ornament

87. NEW CAR GIFT BASKET

Fill a basket, bucket or bag with:

- * Tire gauge
- * Squeegee for the windows
- * Mileage log and pen
- * Travel mug
- * Sunglasses
- * A fire extinguisher
- * A steering wheel cover
- * A pair of fuzzy dice
- * An air freshener
- * A bottle of car wash
- * Tire cleaner
- * Spot remover
- * Car wax
- * Chamois
- * A windshield scraper for winter time (if applicable)
- * Jumper cables

- * Area maps
- * Free car wash coupons

88. NEW MOM'S GIFT BASKET

- * A large bottle of aspirin
- * Ear plugs
- * A book about babies
- * A picture frame or photo album
- * A relaxing music CD
- * Herbal heating pad
- * Hand cream and/or body lotion
- * Bath salts and/or aroma therapy bath powder
- * Her favorite scented candles
- * Chocolate
- * Coffee and/or hot chocolate
- * A large mug
- * Coupons you make yourself for babysitting
- * Baby food recipes
- * Easy recipes for meals you make in 30 minutes or less

89. NEW YEARS EVE GIFT BASKET

Fill a basket with:

- * Champagne
- * Glasses
- * Party hats
- * Noise makers
- * Sparklers
- * Confetti
- * Balloons
- * Festive napkins and paper plates
- * Snacks and appetizers

90. PAINTER'S GIFT BASKET

Fill a basket with:

- * Paints (acrylic, water color and/or oil)
- * Brushes
- * Paper or canvas
- * Charcoal
- * Book on various types of painting
- * A gift certificate to an art supply store
- * A gift certificate to an art framing store (so they can frame their finished work)

91. "PAMPER YOURSELF" GIFT BASKET

I often give these at baby showers for the mother, especially if the shower is before the baby comes, and include a little note that says be sure to pamper yourself now because you won't have much time for yourself when that baby comes! :)

Fill a basket with:

- * Scented candles and a candle holder
 - * Bubble bath
 - * Pretty bath soaps
 - * Body spray
 - * Small box of chocolates
 - * Some decaf tea bags or coffee
 - * Vitamin E cream or cocoa butter (good for stretch marks)
 - * A loofah or pretty bath sponge
-

92. "PAMPERED FEET" GIFT BASKET

For someone who is on their feet all day.
Use a rubber tub as a "basket".

Fill the tub with:

- * A nice fluffy towel
 - * Epsom salts or bubble bath
 - * Pumice stone
 - * Foot lotion and/or foot powder
 - * Comfortable slippers
 - * Nail clippers
 - * Foot massager (an electric/battery-operated one... or the kind with the wooden balls they roll across their feet)
 - * A coupon for a "free foot massage" from you
-

93. PASTA LOVER'S GIFT BASKET

Use a large colander for a "basket".

Fill it with:

- * A brightly colored napkin or two
- * A few different packages of gourmet pasta
- * Gourmet pasta sauces - alfredo and/or red sauce
- * Tongs or a pasta rake
- * A package of sun-dried tomatoes
- * Porcini mushrooms
- * Parmesan, Mozzarella and Asiago cheese
- * Cheese grater
- * Extra-virgin olive oil
- * Whole black pepper and a pepper grinder
- * Spices: oregano, basil, garlic powder

- * A package of breadsticks or a small loaf of bread
- * A bottle of wine
- * A collection of your favorite pasta recipes hand-printed on recipe cards and/or a pasta cookbook

It looks really nice if you empty the pasta into a few large, clear jars and tie ribbons or bows around them... especially if you get the pasta that is different colors... makes for a really nice presentation. You can also use a large pasta bowl, an oversized breadbasket, or a large pasta cooking pot as a "basket".

94. PICNIC GIFT BASKET

Fill a picnic basket with:

- * Nice plastic plates
- * Silverware
- * Pretty linen napkins
- * A bottle of wine
- * Wine glasses
- * Assorted crackers
- * Assorted cheeses
- * Assorted preserves
- * Butter cookies
- * A blanket
- * Some picnic recipes

95. PIZZA LOVER'S GIFT BASKET

Use a deep dish pizza pan or a pizza stone for a "basket".

Add the following to it:

- * A package of pizza crust mix with directions
- * Homemade or bottled pizza sauce
- * Domestic cheeses - parmesan, mozzarella, feta, etc.
- * Pepperoni sticks
- * Sun-dried tomatoes
- * A small can of sliced mushrooms
- * A small can of sliced black olives
- * Fresh herbs or spices
- * Oven mitts
- * A couple brightly colored napkins
- * A pizza cutter

96. PUZZLE LOVER'S GIFT BASKET

Fill a basket with:

- * Rubic's cube
- * 3D puzzle
- * Jigsaw puzzle

- * Puzzle mat
 - * Magnifying glass
 - * Word-search book
 - * Crossword puzzle book
 - * Slider puzzles
 - * Any other puzzles you can find
 - * Gourmet coffee
 - * Coffee mug
-

97. "RAINY DAY" GIFT BASKET

Fill a basket with:

- * Books and/or magazines
 - * Deck of cards
 - * Book on how to play various types of solitaire
 - * Find-a-word and/or crossword books and pencil
 - * A movie
 - * Herbal tea
 - * Tea cup
 - * Box of chocolates
 - * Cookies
 - * Raincoat
 - * Small umbrella
 - * Rubber ducky
-

98. RELAXATION GIFT BASKET

Fill the basket with:

- * A gel eye-pack
 - * Herbal heating pad
 - * Epsom salts or bubble bath
 - * Aroma therapy oils
 - * Scented candles
 - * Incense
 - * A hand-held massager
 - * Relaxing music on CD or cassette
 - * A "Sound-Spa" (one of those things that plays the soothing sounds like rain, ocean waves, etc.)
 - * Soft slippers
 - * Herbal tea
 - * A nice mug
-

99. RETIREMENT GIFT BASKET

Of course, you'll want to relate this basket to the person whom it is for, but here are a few ideas.

Fill a basket with:

- * A book about travel
 - * A book about outdoor activities
 - * A beginners "how-to scrapbook" book
 - * A "computers for beginners" book
 - * Crossword puzzle books with a fancy pen
 - * Playing cards
 - * Gift certificate to their favorite activity store
 - * Their favorite sweets
-

100. "ROAD TRIP" GIFT BASKET

Fill a tote bag with:

- * Maps
 - * Travel mug
 - * Sunglasses
 - * Travel-size tissues
 - * Hotel coupons
 - * Tire gauge
 - * Beaded seat cover
 - * Travel games
 - * Recorded music on cassette or CD
 - * Books on cassette or CD
 - * Car air freshener
 - * Car litter bag
-

101. ROMANCE LOVER'S GIFT BASKET

Line a pretty basket with a delicate lace scarf or pretty lace doilies.

Fill the basket with:

- * A few romantic novels
 - * Bubble bath
 - * Scented candles
 - * English tea
 - * A delicate cup and saucer set
 - * A relaxing CD
 - * Pretty homemade drawer sachets
 - * A pearl necklace
 - * Flowers
-

102. SALAD LOVER'S GIFT BASKET

Use a large salad bowl for a "basket" and line it with a decorative kitchen towel.

Fill the bowl with:

- * Salad tongs

- * Cheese grater
- * Pepper grinder
- * A small plastic cutting board
- * Assorted interesting bottled salad dressings
- * A pretty salad dressing cruet with several packages of salad dressing mixes
- * Flavored oils and vinegars
- * Croutons
- * Breadsticks
- * A salad cookbook

103. SALON "HAIR CARE" GIFT BASKET

Fill a basket with:

- * Salon shampoo and conditioner
- * Salon mousse and/or hair gel
- * Salon hair spray
- * Blow dryer and/or curling iron and/or hot rollers
- * Hairbrush and comb set
- * Hand-held mirror
- * Barrettes, combs, scrunchies, headbands, etc.
- * Clips, bows, pins, twists, etc.
- * Packages of hot oil treatment
- * A nice towel
- * Book on hair styles

104. SCI-FI FAN'S GIFT BASKET

Fill a basket with:

- * Science fiction novels
- * Sci-fi movies
- * Collectible figures (the plastic ones modelled after TV and movie sci-fi characters)
- * Spock ears
- * Books about their favorite shows or authors
- * Tickets to a sci-fi convention

105. SECRETARY'S DAY GIFT BASKET

Fill a basket with:

- * Her favorite flavored tea or coffee
- * A fancy mug
- * Her favorite sweets
- * Her favorite flowers
- * Her favorite scented candles
- * Herbal heating pad
- * Hand, body & foot lotion and/or aroma therapy bath powder
- * A gift certificate to her favorite restaurant

- * A coupon for an extra day off
- * A letter (in your handwriting) telling her why she is important and why you appreciate her

106. SENIOR CITIZEN'S GIFT BASKET

I've found that baskets with everyday necessity type items and food are great for older people that don't really need any more knick-knacks. This is a very practical gift for someone older or who doesn't get out much, as these are things they won't have to go get themselves. Something like this is also great for nursing home residents.

Fill a basket with:

- * Coffee
- * Dried fruits
- * Favorite fruit juice in a can
- * Mints
- * Candy
- * Soap
- * Socks
- * Slippers
- * Razor
- * Shaving cream
- * Laundry soap
- * Cans of their favorite soups or food that you have canned yourself
- * Mini loaves of bread or muffins that you make
- * A small homemade cake
- * Gourmet things they like but don't often buy for themselves, such as specialty coffees or teas, soup mixes, noodle mixes, pasta, a bag of their favorite chips, etc.

107. SEWING GIFT BASKET

Fill a sewing basket with:

- * Needles
- * Assorted threads
- * Pins
- * Thimbles
- * Pin cushion
- * Needle threader
- * Measuring tape
- * Small pair of scissors
- * Tracing wheel and paper
- * Sewing club membership

108. "SHOP-AHOLIC" GIFT BASKET

Fill a basket with:

- * Cushioned insoles

- * Directories for local malls
 - * Gift certificates (get a lot of small ones for different stores)
 - * Tote bag to carry home purchases
 - * Parking pass
 - * Coupon for your babysitting service (if necessary)
 - * Store coupons
-

109. "SHUTTERBUG" GIFT BASKET

Fill a basket or a camera bag with:

- * Assorted film
 - * Coupons for picture developing
 - * Filters for his/her camera
 - * Lens cleaning solution and cloth
 - * Assorted picture frames and/or photo albums
 - * Batteries, if their camera uses them for flash
 - * Books about how to take good photos
-

110. SKIER'S GIFT BASKET

Fill a tote bag with:

- * Lip balm
 - * Sunscreen
 - * Goggles
 - * Wax
 - * Gloves
 - * A scarf
 - * A ski hat
 - * A pair of long underwear
 - * Polar fleece vest
 - * A pass to their favorite ski slope
-

111. SOAP OPERA FAN'S GIFT BASKET

Fill a basket with:

- * Tissues
 - * Bon-bons
 - * Soap opera magazines
 - * Biographies of their favorite stars
 - * Pictures of their favorite stars
 - * Blank video tapes
 - * Fan club membership
-

112. SOUP & SANDWICH GIFT BASKET

Line a a large basket with checkered or decorative cloth napkins. Fill it with:

- * Oversized soup cups or bowls
 - * Matching sandwich platters
 - * Soup spoons & a matching soup ladle
 - * A fancy knife
 - * Assorted domestic cheeses
 - * A large summer sausage
 - * Flavored mustards
 - * Cans or box mixes of gourmet specialty soups
 - * Assorted dried beans and pasta
 - * Sandwich rolls
 - * Crispy crackers
 - * Soup recipes or a soup cookbook
-

113. "SPECIAL FRIEND" GIFT BASKET

Fill a basket with:

- * A letter telling them why you appreciate them
 - * Candies, sweets and cookies
 - * Scented candles
 - * A book only you would know they would like
 - * A movie only you would know they would like
 - * A book about friendship or poems about friendship
 - * A picture of the two of you in a nice frame
 - * A friendship bracelet
 - * Half of a friendship necklace (you know, one of those that each of you wears half of a heart with a saying on it about friendship)
 - * A friendship teddy bear
 - * A friendship themed coffee mug
 - * Packages of gourmet coffee, tea and cocoa
 - * Anything else that is personal between you and your friend that they would like
-

114. SPICY FOOD LOVER'S GIFT BASKET

Use a chili pot as a "basket".

Fill it with:

- * Spices: cayenne pepper, black pepper, white pepper, dried red peppers, chili powder, paprika
 - * Bottles of gourmet hot sauces
 - * Jars of gourmet salsas
 - * Hot pickles (pick them up from an Asian food store)
 - * Fresh hot peppers (jalapenos, habaneros, etc.)
 - * Recipes or a cookbook for spicy foods
 - * A gift certificate to their favorite "spicy food" restaurant
 - * A bottle of Pepto Bismal :)
-

115. "SPORTS ENTHUSIAST" GIFT BASKET

Use a sports helmet or hat as a "basket" (baseball cap, football helmet, etc.).

Fill the helmet or hat with:

- * Sports cards
 - * A baseball, a football, a hockey puck, etc.
 - * Shoe, boot or skate laces
 - * For the hockey player: add lace tightener and some tape
 - * For the baseball player: add mineral oil, a batting glove and gum
 - * For the football player: add gloves, a mouth guard and a pad set
 - * A sports video
 - * A subscription to a sports magazine
 - * A poster of their favorite player or team
 - * Memorabilia and/or novelties of their favorite player or team
-

116. ST. PATRICK'S DAY GIFT BASKET

Use a basket... or use a large "leprechaun hat" or plastic "pot of gold" for a basket.

Fill it with:

- * A bottle of Bailey's Irish Cream
- * A few bottles of beer
- * A bottle of green food coloring (to make green beer)
- * A couple tall beer mugs
- * A loaf of Irish soda bread (homemade is best!)
- * Cookies with green frosting and decorated with shamrocks
- * Ande's mints (the rectangle shaped ones wrapped in green foil)
- * Gold coin candies (the ones that look like gold coins - chocolate circles wrapped in gold foil)
- * "Kiss Me, I'm Irish" buttons
- * A medium-sized rock, painted green with the words "Blarney Stone" written on it
- * A small box of Lucky Charms cereal
- * Green candles and candleholders
- * Lottery tickets (luck of the Irish, you know!)
- * Leprechaun Kisses (see below)

For Leprechaun Kisses, wrap Hershey kisses in green tulle and tie with a green bow. Attach the following saying:

Just a little bit of Ireland
That I'm sending you today
To bring you luck and happiness
On this fine St. Patrick's Day
It's just a wee and tiny present
But it's full of luck and wishes
Seems the little folk of Ireland
Have sent you Leprechaun Kisses!

Decorate the basket with green ribbons and bows and attach cut-outs of leprechauns, rainbows and four-leaf clovers!

117. "STOCK THE BAR" GIFT BASKET

Fill an ice bucket with:

- * Shot glasses
- * Cocktail shaker
- * Pourers
- * Bottle opener
- * Cork screw
- * Ice tongs
- * Cocktail napkins
- * Maraschino cherries
- * Jar of olives
- * Fancy toothpicks or cocktail umbrellas
- * Stirrers
- * Drink mixes
- * Bar guide on how to mix various types of drinks
- * You can even throw in a bottle or two of liquor

118. STUDENT'S GIFT BASKET (FOR KIDS)

Fill a children's lunchbox with:

- * Decorated pencils
- * Four-color pen
- * Crayons
- * Markers
- * Colored pencils
- * Pencil toppers
- * Erasers
- * Rulers
- * Plastic stencils which let them draw stars, circles, etc.
- * Stapler
- * Children's scissors
- * Notebooks, notepads and folders
- * Water bottle in a shoulder or waist holder
- * A small box of tissues

119. "SUN WORSHIPPER" GIFT BASKET

For someone who likes to lounge in the sun.
Use a sun hat as a "basket".

Fill the hat with:

- * Sunscreen
- * Sunglasses
- * Bathing suit

- * A nice beach towel
- * Lemonade mix
- * A good book
- * An egg timer, so they don't cook too long! :)

120. TAILGATING PARTY GIFT BASKET

Use a medium-sized cooler for a "basket".

Fill it with:

- * Paper or plastic plates
- * Plastic forks, spoons & knives
- * Paper napkins
- * Barbecue tools (tongs, spatula, fork, etc.)
- * A barbecue mitt or potholders
- * Salt & pepper shakers
- * Barbecue spices and seasonings
- * A bottle or two of barbecue sauce
- * A bottle of ketchup & mustard
- * A few bags of potato chips or other snacks
- * Hats & t-shirts of their favorite sports team
- * A frisbee
- * Can coolers
- * And, of course... beer!! :)

It's extra nice if you can find some of the items with their team's logo on it... such as the cooler, napkins, barbecue mitt, salt & pepper shakers, frisbee or can coolers!

121. TEA LOVER'S GIFT BASKET

Fill a basket with:

- * A variety of gourmet tea (both loose tea and tea bags)
- * A variety of gourmet cookies
- * A variety of mints and candies
- * Homemade muffins and/or scones
- * Tea cups and saucers
- * A ceramic tea pot
- * A tea ball or strainer
- * A few delicate teaspoons
- * Pretty cloth or linen napkins
- * Sugar cubes (wrap in cellophane and tie with a ribbon or put in a pretty sugar bowl)
- * A jar of honey
- * Flavored creamers and/or syrups
- * A lemon or two

If the person you are giving the gift to likes music or reading, throw in a CD or a novel. There are also some books on brewing tea or cookbooks for tea time that you could add.

122. TEACHER'S GIFT BASKET

Decorate a basket with a "school" theme - instead of ribbon around the rim, glue on a row of pink erasers, alternating with some cute large plastic paper clips.

Fill the basket with:

- * Flavored tea or coffee
 - * A fancy "teacher's" mug
 - * A nice frame with the class picture inside
 - * Hand, body or foot lotion and/or aroma therapy bath powder
 - * Scented candles
 - * Herbal heating pad
 - * A small box of chocolates
 - * Fun pencils and erasers
 - * Post-It notepads
 - * Stickers
 - * "Reward" toys
 - * A few red apples
 - * A framed certificate you make yourself (or your child makes) saying "Number One Teacher" with a gold star on it
-

123. TEEN-AGED BOY'S GIFT BASKET

Fill a basket, hat or packsack with:

- * A wallet (you can even start it off with a little cash)
 - * Key chain
 - * Cologne
 - * Shaving cream, razors, aftershave (if he's old enough to shave)
 - * Skin care products designed for males
 - * Manicure set
 - * A few teen magazines or a subscription to his favorite teen magazine
 - * Movie pass
 - * His favorite music CD
 - * Gift certificate to his favorite sports store or clothing store
 - * His favorite cookies
 - * Pass to his favorite gym or tickets to a sporting event
 - * A letter from you (in your own handwriting) why you love him and what you admire about him
-

124. TEEN-AGED GIRL'S GIFT BASKET

Fill a basket, large purse or cosmetic bag with:

- * A wallet (you can even start it off with a little cash)
- * Key chain
- * Various types of makeup in the latest fashion colors
- * Nail polish and nail polish remover
- * Purse-sized hair brush and mirror
- * Facial cleanser, moisturizer and makeup remover

- * Manicure set
- * Hair scrunchies, barrettes, headbands, etc.
- * Locking diary
- * A few teen magazines or a subscription to her favorite teen magazine
- * Movie pass
- * Her favorite music CD
- * Gift certificate to her favorite clothes store
- * Her favorite cookies
- * A letter from you (in your own handwriting) why you love her and what you admire about her

125. TENNIS PLAYER'S GIFT BASKET

Fill a basket or duffle bag with:

- * Tennis balls
- * Tennis racquets
- * Tennis shoes
- * Sport socks
- * Arm bands
- * Sweatbands
- * Tennis towels
- * Water bottle
- * Herbal heating pad

126. THANKSGIVING GIFT BASKET

Use a large basket... or use a turkey roasting pan for a "basket".

Fill it with:

- * A package of stuffing mix
- * A can of sweet potatoes
- * A can of cranberry sauce or jelly
- * A package of rolls
- * Assorted fresh fruit
- * A bag of mixed nuts in the shell
- * A nut bowl and nutcracker set
- * A homemade pumpkin pie
- * Gourmet candy and chocolates
- * Hot apple cider mix and a couple nice mugs
- * A pilgrim or turkey salt & pepper shaker set
- * Fancy cloth napkins and napkin rings
- * Thanksgiving candles and candleholders
- * A gift certificate to their local supermarket for a turkey

Decorate in fall colors with cut-outs of turkeys, pilgrims and/or fall leaves.

127. "THANK YOU" GIFT BASKET

Fill a basket with:

- * Thank you card, explaining in detail what you are thanking them for
- * Small "thank you" figurine or stuffed toy
- * A big "thank you" mug
- * Soothing flavored tea
- * Candies, sweets and cookies
- * Fruit
- * Scented candles
- * Bubble bath
- * Herbal heating pad
- * Flowers
- * A handmade certificate that says something like "In appreciation of your kindness, this certificate is good for ____." (fill in the blank with something like: one free night of babysitting, one free home-cooked meal, one day of running errands for you, etc. - whatever you think they would need help with sometime).

128. VALENTINE'S DAY GIFT BASKET

Use a basket or a large decorated cardboard heart box.

Fill it with:

- * Pink sugar cookies you've made yourself
- * Their favorite romantic movie
- * A bottle of wine
- * Scented candles
- * Heart candies or chocolates
- * A coupon for a free back rub you will be giving
- * A romantic music CD
- * Bubble bath

You can also add some "Cupid Poop" to the basket! Put some of those cinnamon red hot heart shaped candies in a zip lock bag and give with this poem attached:

I couldn't send you flowers, and candy wouldn't do.
And mushy cards just didn't say the things I want them to.
So I got you something special, and here's the inside scoop.
I found you something very rare - It's genuine Cupid poop!

129. VEGETARIAN GIFT BASKET

Fill a basket, pot or large bowl with:

- * Your favorite recipes hand-printed on recipe cards
- * A vegetarian cookbook and a salad cookbook
- * Assorted dried beans, peas, lentils and whole grains
- * Brown rice
- * Tofu (the kind that doesn't need to be refrigerated)
- * Sun dried tomatoes
- * Spices: oregano, thyme, basil, garlic powder, etc.

- * Corn holders
 - * Vegetable shaped salt & pepper shakers
 - * Vegetable shaped trivet
 - * Mixing spoons
 - * Pot holders and kitchen towels
-

130. "WELCOME TO THE NEIGHBORHOOD" GIFT BASKET

Fill a basket with:

- * A crafty welcome sign or a wreath they can put on their door
 - * An area map
 - * A book on local history
 - * A healthy house plant
 - * A plug in room freshener or a bag of potpourri
 - * Scented candles
 - * Soothing flavored tea
 - * A couple nice mugs
 - * Assorted candy, chocolate and snacks
 - * Homemade cookies, brownies or muffins
 - * A can of mixed nuts
 - * A business card you make yourself with your name, address and phone number on it, so they can call you any time
 - * A listing of some of your favorite businesses, stores and restaurants in the area, along with their addresses and phone numbers
-

131. WINE LOVER'S GIFT BASKET

Fill a basket with:

- * Two bottles of quality wine, one red, one white
 - * Corkscrew
 - * 2 or more wine glasses
 - * A pretty bottle top cork
 - * Wine appreciation book
 - * Tickets or an invitation to a wine tasting (often held at wine specialty shops or wineries)
 - * Add snacks to go with the wine - fine cheese, fruit, crackers, etc.
 - * Candles for atmosphere
 - * You could even add a small wine rack
-

132. WINTER FUN GIFT BASKET

Fill a basket with:

- * Lip balm
- * Moisturizer
- * Mittens
- * Knit ski cap

- * Scarf
- * Hot packs or herbal heating pads
- * A pass to the local ski hill or ice skating rink
- * Hot chocolate mix
- * A big mug or two
- * Add a crazy carpet or a sled (although it won't actually fit inside the basket, you can present it on the side)

Decorate with pine cones and small cut-out snowflake designs. Use clear glue and dust some shimmer on them.

133. WOODWORKER'S GIFT BASKET

Fill a basket or rubber/plastic box with:

- * Assorted sandpapers
- * Chisels
- * Router bits
- * Saw blades
- * Files
- * Varnishes
- * Brushes
- * Paints
- * Shop apron
- * Safety glasses
- * Wood glue
- * Measuring tape
- * Shop magazines
- * Woodworking patterns and/or instructions

134. "WORK OUT ENTHUSIAST" GIFT BASKET

Fill a tote bag with:

- * Towel
- * Water bottle
- * Workout tapes or magazines
- * Power bars
- * Sports drinks
- * Carbo-loaded mix
- * Sports socks
- * Sweat bands
- * Dumbbells
- * Deodorant / lotion / shower soap / talcum powder, etc.
- * Gym membership

135. WRITER'S GIFT BASKET

Fill a basket with:

- * Lined note pads
- * An engraved pen
- * Reference books (dictionary, thesaurus, quotes, how-to books)
- * Pocket tape recorder and tapes
- * Style guide
- * Newsletter or magazine subscription
- * Books about how to get published



THANK YOU... & HAVE FUN!! :)